

# Clio Berline



Essence 1,2l 100ch  
GPS Europe

Essence 1,6l 110ch  
Auto GPS Europe

Diesel 1,5l 105ch  
GPS Europe

Diesel 1,5l 90ch GPS  
Europe Luxe

## Technical specifications

Number of passengers	5			
Trunk capacity (litres)	288			
Fuel tank (litres)	55			
Body type (number of doors)	5			
Dimensions in metres (length / width incl. door mirrors / height)	4,03 / 2,03 / 1,50			
Fuel type	EurosUPER		Gazole	
Cubic capacity (cm <sup>3</sup> )	1149	1598	1461	
Max power (bhp DIN)	100	110	105	90
Gearbox	Manuelle 5 rapports	Auto 4 rapports	Manuelle 6 rapports	Manuelle 5 rapports
Max speed (in km/h)	184	179	190	176
0 to 100 km/h (in seconds)	11	12.2	10.2	11
Average consumption (in litres per 100 km)	6.7	7.8	4.2	4.2
CO <sub>2</sub> emission (in grammes per kilometre)	155	179	110	110
Eco2				
First service	30 000 kms	30 000 kms	20 000 kms	20 000 kms

## Safety Rating in the Euro NCAP safety assessment tests



ABS with Electronic Brake Distribution and brake Assist	●	●	●	●
Front driver and passenger airbags	●	●	●	●
Front and rear curtain airbags	●	●	●	●
Automatic ignition of warning lamps while emergency braking	●	●	●	●
Ignition cut-off system	●	●	●	●
Front headrests	●	●	●	●
Rear headrests	●	●	●	●
Automatic locking of all doors and openings when in motion	●	●	●	●
Cruise control with speed limiter	●	●	●	●

## Driving and driver aids

Rear parking proximity sensors				●
Power steering	●	●	●	●
Trip computer	●	●	●	●
Height adjustable steering wheel	●	●	●	●
Depth adjustable steering wheel				●
Electrically folding door mirrors				●
Spare wheel	●	●	●	●

## Lighting and visibility

Automatic headlights	●	●	●	●
Automatic front wipers with rain sensors	●	●	●	●
Front fog Lamps	●	●	●	●
Electrically operated and heated door mirrors	●	●	●	●

## Heating and ventilation

Automatic air conditioning	●	●	●	●
----------------------------	---	---	---	---



## Comfort

Electric front windows	●	●	●	●
Electric rear windows	●	●	●	●
Hands-free Renault card				●

## Seating and storage

Cooled and enlightened glovebox	●	●	●	●
Luggage cover	●	●	●	●
Height adjustable driver seat	●	●	●	●
Driver's seat - Lumbar adjustable				●
1/3 2/3 Splitfold back seat	●	●	●	●

## Connectivity

GPS	Europe	Europe	Europe	Europe
Handsfree Bluetooth telephone kit		●		●
Radio CD MP3 with fingertip remote controls + Auxiliary connection	●	●	●	●
"Plug & Music" connexion : RCA and USB socket in front of gear lever				●

## Exterior features


Alloy wheels 16"	●	●	●	●
------------------	---	---	---	---


## Interior features


Leather upholstery	Mixte TEP / tissu	Mixte TEP / tissu	Mixte TEP / tissu	●
Leather steering wheel and gearknob	●	●	●	●

Valises :



77 x 57 x 24 cm :  c 2

67 x 49 x 22 cm :  c 0

57 x 45 x 20 cm :  c 1

## Dimensions :

DIMENSIONS NOUVELLE RENAULT CLIO	3 PORTES	5 PORTES
Volume du coffre (dm <sup>3</sup> NORME ISO)		
Sous tablette arrière	288	288
Sièges arrière rabattus, jusqu'au pavillon	1 038	1 038
<b>PLAN CÔTÉ (mm)</b>		
<b>A</b> Empattement	2 575	2 575
<b>B</b> Longueur hors tout	4 027	4 027
<b>C</b> Porte à faux avant	830	830
<b>D</b> Porte à faux arrière	622	622
<b>E</b> Voie avant	1 472	1 472
<b>F</b> Voie arrière	1 470	1 470
<b>G</b> Largeur hors tout / avec rétroviseurs	1 707 / 2 025	1 707 / 2 025
<b>H</b> Hauteur à vide	1 493	1 493
<b>H1</b> Hauteur avec hayon ouvert à vide	2 003	2 003
<b>J</b> Hauteur de seuil de coffre à vide	687	687
<b>K</b> Garde au sol en charge	>= 120	>= 120
<b>L</b> Longueur habitable : sièges avant et arrière	1 677	1 677
<b>M</b> Largeur aux coudes avant	1 402	1 400
<b>M1</b> Largeur aux coudes arrière	1 412	1 394
<b>N</b> Largeur aux bandeaux avant	1 382	1 380
<b>N1</b> Largeur aux bandeaux arrière	1 363	1 343
<b>P1</b> Distance entre l'articulation de la hanche et le pavillon, aux places avant	907	907
<b>P2</b> Distance entre l'articulation de la hanche et le pavillon, aux places arrière	861	861
<b>Y</b> Entrée supérieure de coffre	848	848
<b>Y1</b> Entrée inférieure de coffre	894	894
<b>Y2</b> Largeur intérieure entre passages de roue	1 028	1 028
<b>Z</b> Hauteur ouverture de coffre	652	652
<b>Z1</b> Longueur de chargement maxi (de porte de coffre à banquette en portefeuille)	1 306	1 306
<b>Z2</b> Longueur de chargement derrière sièges arrière	675	675
<b>Z3</b> Hauteur sous tablette cache-bagages	541	541

